
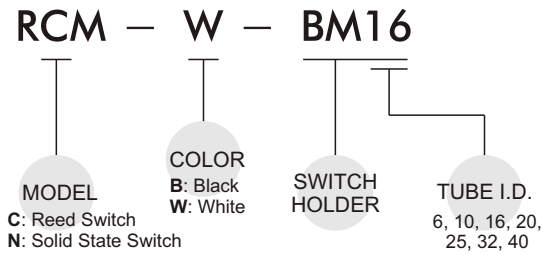


# RCM series

## SENSOR SWITCH



### Order example:

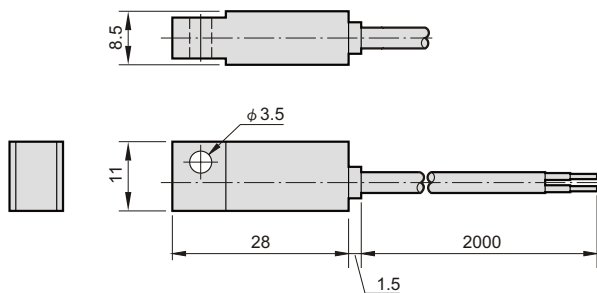


### Specification:

Model	RCM	RNM
Switch type	Reed switch	NPN current sinking
Contracts	Normal open	
Voltage range	5~220V AC	5~30V DC
Current range	40mA max.	
Switch range	8W max.	3W max.
Shock resistance	30G	50G
Voltage drop	2.0V max.	1.5V max.
Response time	Max. 1ms	
Temperature	- 10°C ~ + 60°C	
Lead wire	φ 3.3, 2C	φ 3.3, 3C
Lead wire length	2m	
Indicator lamp	LED lights up when ON	
Enclosure classification	IP 66	
Indicator	Red LED ( φ 6 ) , Green LED ( φ 10 ~ φ 40 )	
Symbol		

### Dimensions:

RCM  
RNM



### Assembling style:

Cylinder type	MCMA					MCMB				MCMJ			MCMJ		
Mounting clamps	Band					Band				Band			Band		
Order	BM16	BM20	BM25	BM32	BM40	BM20	BM25	BM32	BM40	BM16	BM20	BM25	BM6	BM10	BM16
Cylinder tube I.D.	16	20	25	32	40	20	25	32	40	16	20	25	6	10	16

Pictures

